

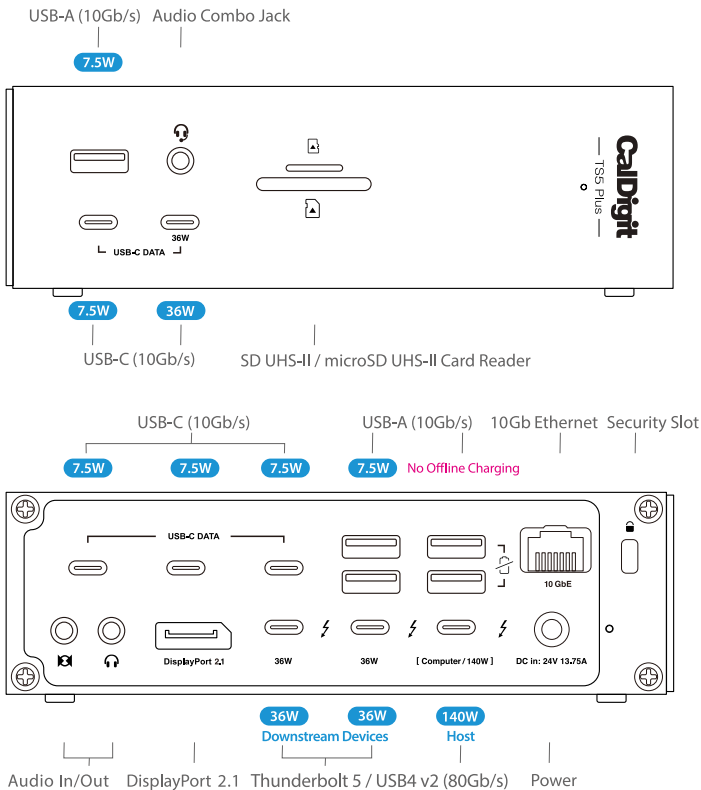


# TS5 Plus<sup>+</sup>

Thunderbolt™ Station 5 Plus

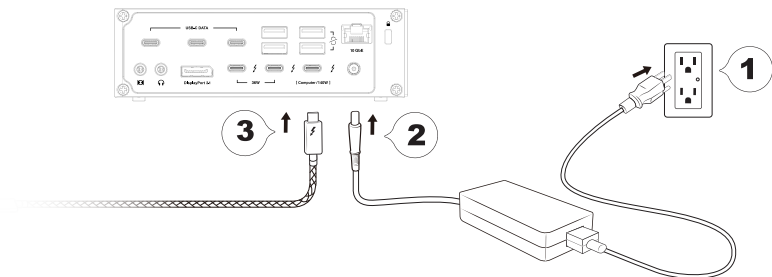


# 20 ports



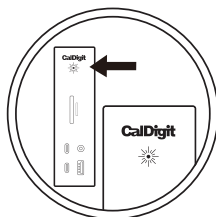
## Connecting the TS5 Plus to your computer

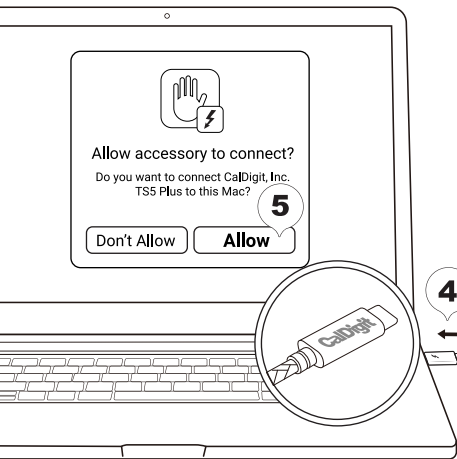
- 1 Connect the AC power cord to your wall outlet, and connect the other end of the power cord (IEC320-C5) into the TS5 Plus power supply.
- 2 Connect the barrel connector to the [ **DC in:** ] port on the TS5 Plus.



- 3 Connect the supplied Thunderbolt 5 cable to the port labelled [ **Computer** ] on the TS5 Plus.

The TS5 Plus is equipped with an LED indicator, which will display a WHITE light if the unit is powered on and connected to your computer.





4

Connect the supplied Thunderbolt 5 cable to your computer's Thunderbolt 5/4/3, or USB4 port.

4

5

When you first connect a Thunderbolt/USB device to a macOS or Windows computer, you will need to approve the device on the pop-up window or in the settings. After you approved it, the TS5 Plus will be ready for use.

### Reminder

Only use the supplied Thunderbolt 5 cable or Thunderbolt 5 cables that offer full 80Gb/s performance. Windows laptops with proprietary charging or ports without power delivery will not charge. If using CPU or GPU intensive applications, we recommend connecting your laptop charger directly to your laptop for increased power.

## Compatibility & Performance

Host	Compatible
Thunderbolt 5 Mac	✓
Thunderbolt 5 PC	✓
Thunderbolt 4 Mac	✓
Thunderbolt 4 PC	✓
Thunderbolt 3 Mac	✓
USB4 v2 PC	✓
USB4 PC	✓
iPad (Thunderbolt)	✓
Windows Tablet (Thunderbolt)	✓

The TS5 Plus is compatible with Thunderbolt 5, Thunderbolt 4, and USB4 host devices. It is also compatible with Thunderbolt 3 Macs but not Thunderbolt 3 PCs.

Users on Thunderbolt 4 (40Gb/s) or lower will see reduced functionality.

Thunderbolt 3 Windows PCs are not supported.

## Bandwidth Boost

The TS5 Plus features Bandwidth Boost which will allocate up to 120Gb/s performance when bandwidth intensive monitors are connected. This is in order to provide higher resolutions and refresh rates.

When Bandwidth Boost is active the rest of the TS5 Plus will provide up to 40Gb/s performance for the remaining devices connected to the hub.

Bandwidth Boost	Bandwidth Left for Data
Active	40Gb/s
Not Active	80Gb/s

# Monitor Compatibility

You can connect up to 3 external displays to the TS5 Plus on Windows Thunderbolt 5 PCs that support up to 3 displays, or up to 2 displays on Macs and PCs that support dual displays.

To connect external displays to the TS5 Plus you can either connect Thunderbolt or USB-C monitors directly to the spare Thunderbolt 5 ports, or use USB-C to HDMI or DisplayPort Adapters (sold separately) to the spare Thunderbolt 5 ports.

	M4 Max MacBook	M4 Pro MacBook	M4 base, M2 / M3 Pro / Max MacBook	M1 Pro / Max MacBook	M1 / M2 / M3 MacBook	Thunderbolt iPad Pro	iPhone 15 / 16	TBT4 Windows PC	TBT5 Windows PC
4K 60Hz	✓	✓	✓	✓	✓	✓	✓	✓	✓
5K 60Hz	✓	✓	✓	✓	✓	✓		✓	✓
6K 60Hz	✓	✓	✓	✓	✓	✓		✓	✓
8K 60Hz	✓	✓	✓	✓				✓	✓
Dual 4K 60Hz	✓	✓	✓	✓				✓	✓
Dual 5K 60Hz *	✓	✓	✓	✓				✓	✓
Dual 6K 60Hz *	✓	✓	✓	✓				✓	✓
Dual 8K 60Hz *	✓								✓
<b>Higher Refresh Rates - Single Monitor **</b>									
4K Up to 144Hz	✓	✓	✓	✓	✓			✓	✓
4K Up to 240Hz	✓	✓	✓					✓	✓
3440x1440 Up to 240Hz	✓	✓	✓	✓	✓			✓	✓
2K Up to 240Hz	✓	✓	✓	✓	✓			✓	✓
2K Up to 480Hz	✓	✓	✓					✓	✓
1080p Up to 500Hz	✓	✓	✓	✓	✓			✓	✓
<b>Higher Refresh Rates - Multiple Monitors **</b>									
Dual 4K 144Hz	✓	✓							✓
Dual 4K 240Hz	✓								✓
Dual 2K 240Hz	✓	✓	✓	✓				✓	✓
Dual 2K 480Hz	✓								✓
Dual 1080p 500Hz	✓								✓
Triple 4K 144Hz									✓

\* 5K monitors must be a Thunderbolt 4 monitor or an Apple Studio Display. Does not support dual LG UltraFine 5K. 6K monitors can be a Thunderbolt 4 monitor or an Apple Pro Display XDR.

\*\* Higher refresh-rates (above 60Hz) may require DSC (Display Stream Compression) support on the monitors and host GPU. The bit/color depth may vary in order to support higher refresh-rates.

\*\*\* Some M3 MacBooks such as the MacBook Air can support dual external monitors up to 5K and 6K when the laptop lid is closed (clamshell mode).

\*\*\*\* Currently M1/2/3/4 Macs can only support up to HDMI 2.0b over its Thunderbolt ports. As such, resolutions will be limited to 4K 60Hz when using an HDMI adapter. If a higher refresh-rate is required, please use a USB-C to USB-C or USB-C to DisplayPort or DisplayPort to DisplayPort connection. For more information about a Mac's external display support please visit <https://support.apple.com/en-us/101571> and <https://www.caldigit.com/macbook-multiple-monitor-support-with-caldigit-thunderbolt-docks/>

\*\*\*\*\* Results may vary due to OS updates. For external display compatibility over a single Thunderbolt connection on different Windows computers, please refer to the manufacturer's website.

# Technical Specifications

## Interface

- 1 x Thunderbolt 5 Host Port  
(Up to 120Gb/s)
- 2 x Thunderbolt 5 Downstream Ports  
(80Gb/s)
- 5 x USB-C (10Gb/s)
- 5 x USB-A (10Gb/s)
- 1 x DisplayPort 2.1
- 1 x SD 4.0 (UHS-II)
- 1 x microSD 4.0 (UHS-II)
- 1 x 10 Gigabit Ethernet
- 1 x Front Combo Audio In/Out (3.5mm)
- 1 x Rear Audio Out (3.5mm)
- 1 x Rear Audio In (3.5mm)
- 1 x DC In (24V 13.75A)

## Minimum System Requirements

- macOS 15 or above
- Windows 11 or above
- iPadOS
- Thunderbolt 5 Computer
- Thunderbolt 4 Computer
- Thunderbolt 3 Mac
- USB4 or USB4 v2 Computer
- Thunderbolt/USB4 iPad

## Power Delivery

- Thunderbolt 5/USB4  
Host Port: Up to 140W  
Each Downstream  
Thunderbolt 4/USB4 Port: 36W
- Front 36W USB-C Port: 36W
- Remaining USB-C Ports: 7.5W
- USB-A Ports: 7.5W

## Size & Weight

- Height: 6.10" (155.0mm)
- Width: 1.85" (47.0mm)
- Length: 5.03" (127.9mm)
- Weight: 1.98 lbs (0.90kg)

## In the Box

- 1 x CalDigit TS5 Plus
- 1 x Thunderbolt 5 Braided Cable (1.0m)
- 2 x Rubber Feet Strips
- 1 x Power Cord
- 1 x Power Supply (330W)

## Warranty

- 2 Years

## General

### Use Warnings

- Please read the TS5 Plus manual thoroughly and familiarize yourself with the product before use.
- Avoid using the TS5 Plus in extremely hot and cold environments. A safe temperature range is between 50° to 95° F (10° to 35° C).
- Avoid using the TS5 Plus in humid environments. Moisture and condensation can accumulate in the device and cause damage to the electrical components.
- Only use the power adapter that has been supplied with the TS5 Plus. An excessive or inadequate power supply can result in unstable performance or device failure.

## Safety

### Warnings

- Keep the TS5 Plus away from liquids and moisture. Exposure to liquids can result in damaging the unit, electric shock, and result in a fire hazard.
- If your TS5 Plus gets wet while it is still off, do not turn it on. In the case of any issue with the device, do not attempt to repair or open the device yourself. Doing so can result in personal injury, damage the device, and will void the warranty.

If you have any issues, please contact CalDigit Technical Support.

- Email (US): [support@caldigit.com](mailto:support@caldigit.com)
- Email (UK/EU): [eusupport@caldigit.com](mailto:eusupport@caldigit.com)
- Phone (US): (714) 572-6668
- Phone (UK/EU): +44 (0) 1993 700 972
- Website: <https://www.caldigit.com/support>