



CalDigit Thunderbolt™ 3  
**miniDock**



Dual HDMI

Dual DisplayPort

# USER GUIDE

For more information visit [www.caldigit.com](http://www.caldigit.com)

# Table of Contents

## **Section 1 : General Information**

General Use Warnings	3
Safety Warnings	3
System Requirements	4
In the Box	4
Thunderbolt™ 3 mini Dock Diagram	5

## **Section 2 : Using the Thunderbolt™ 3 mini Dock**

Compatibility	6
Using the Thunderbolt™ 3 mini Dock	6
Configuring Dual Monitors	6
Supported Resolutions for Dual Monitors	7
Ethernet	7
USB	7

## **Section 3 : Technical Support and Warranty Information**

Technical Support	9
Warranty	9

# 1. General Information

## General Use Warnings

- Please read the Thunderbolt™ 3 mini Dock manual thoroughly and familiarize yourself with the product before use.
- Avoid using the Thunderbolt™ 3 mini Dock in extremely hot and cold environments. A safe temperature range is between 40°F – 95°F (4.4°C - 35°C).
- Avoid using the Thunderbolt™ 3 mini Dock in humid environments. Moisture and condensation can accumulate in the device and cause damage to the electrical components.

## Safety Warnings

- Keep the Thunderbolt™ 3 mini Dock away from liquids and moisture. Exposure to liquids can result in damaging the unit, electric shock, and result in a fire hazard.
- If your Thunderbolt™ 3 mini Dock gets wet while it is still off, do not connect it to the Thunderbolt 3 or USB-C port. In the case of any issue with the device do not attempt to repair or open the device yourself. Doing so can result in personal injury damage the device and will void the warranty. If you have any issues please contact CalDigit Technical Support.

## System Requirements

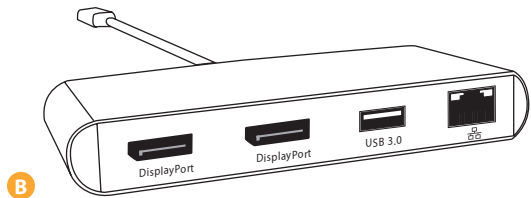
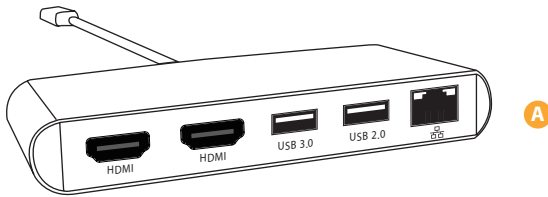
Thunderbolt™ 3 computers  
macOS 10.12 Sierra or later  
Windows 10 or later

## In the Box

A • 1 x CalDigit Thunderbolt™ 3 mini Dock -Dual HDMI

OR


B • 1 x CalDigit Thunderbolt™ 3 mini Dock -Dual DisplayPort\*




\*DisplayPort conversion to another output, such as HDMI or DVI requires an "Active" adapter / cable

## Thunderbolt™ 3 mini Dock Diagram

### mini Dock - Dual HDMI



### mini Dock - Dual DisplayPort



## 2. Using the Thunderbolt™ 3 mini Dock

### Compatibility

The Thunderbolt™ 3 mini Docks are compatible with the following computers.

	Thunderbolt™ 3 mini Dock Dual HDMI	Thunderbolt™ 3 mini Dock Dual DisplayPort
Thunderbolt™ 3 Mac	✓	✓
Thunderbolt™ 3 PC	✓	✓
USB-C Mac	✗	✗
USB-C PC	✗	✗

### Using the Thunderbolt™ 3 mini Dock Dual HDMI or Thunderbolt™ 3 mini Dock Dual DisplayPort

1. Plug the tethered Thunderbolt™ 3 cable from the Thunderbolt™ 3 mini Dock into your laptop's Thunderbolt™ 3 port.
2. Connect your monitor's HDMI or DisplayPort cables into the HDMI or DisplayPort connectors on the Thunderbolt™ 3 mini Dock.
3. Your monitors will be instantly recognized.
4. Plug your USB and Gigabit Ethernet cables into the appropriate ports on the Thunderbolt™ 3 mini Dock.

### Configuring Dual Monitors

You can add two external monitors to the Thunderbolt™ 3 mini Dock at up to 4K@60Hz resolution. The dual monitors can be in both mirrored or extended modes.

Check your OS's display settings on how to configure dual monitors

#### NOTE

The Thunderbolt 3 mini Dock supports dual display functionality. However, the actual resolutions are limited by GPU, OS, Driver and Firmware. Please refer to the tables below for general information.

Some Windows Thunderbolt 3 systems are limited to one external monitor support through the Thunderbolt 3 port, please check with the system manufacturer for more information.

## Supported Resolutions for Dual Monitors

Resolution	Video Display Frequency	Dual Monitor
2K (2560 x 1600)	60 Hz	Yes
Full HD (1920 x 1080p)	60 Hz	Yes
4K	60 Hz	Yes
2K (2560 x 1600)	30 Hz	Yes
Full HD (1920 x 1080p)	30 Hz	Yes

## Ethernet

The Thunderbolt™ 3 mini Docks have a single Gigabit Ethernet port to connect to a Gigabit Ethernet network. Your computer will connect to whichever network is connected to the Thunderbolt™ 3 mini Dock by default. These settings can be changed in the "Network" section under "System Preferences". The Ethernet port also supports wake-on-LAN which allows your computer to wake from standby remotely via the network.

## USB

The Thunderbolt™ 3 mini Docks USB ports support the following performance levels.

	Thunderbolt™ 3 mini Dock Dual HDMI	Thunderbolt™ 3 mini Dock Dual DisplayPort
No. USB Ports	<b>2</b>	<b>1</b>
USB	USB 3.0 (5Gb/s) USB 2.0 (480Mb/s)	USB 3.0 (5Gb/s)

# CalDigit Thunderbolt™ 3 mini Dock Specifications

## Package Dimension and Weight

- Height : 0.74 inches (18.8 mm)
- Width : 4.88 inches (124 mm)
- Depth : 2.55 inches (65 mm)
- Cable : 7.87 inches (200 mm)

## Interface

- 1 x Thunderbolt™ 3
- 1 x USB 3.0 (5Gbps)
- 1 x Gigabit Ethernet

### Dual DisplayPort

- 2 x DisplayPort 1.2 (4096x2160 60Hz)

### Dual HDMI

- 2 x HDMI 2.0 (3840x2160 60Hz)
- 1 x USB 2.0 (480Mb/s)

## Power

Bus-Powered

## System Requirements

Thunderbolt™ 3 computers  
macOS 10.12 Sierra or later  
Windows 10 or later

## Environment

0°C ~ 35°C (32°F ~ 95°F)





# 3. Technical Support and Warranty Information

## Technical Support

If you run into any issues while using your Thunderbolt™ 3 mini Dock, please contact CalDigit Technical Support.

- Email: [support@caldigit.com](mailto:support@caldigit.com)
- Phone: (714) 572-6668
- Website: [www.caldigit.com/support.asp](http://www.caldigit.com/support.asp)

To be eligible for customer support and warranty services, please register your CalDigit product on our website.

- <http://www.caldigit.com/Register/Register.asp>

When contacting CalDigit Technical Support, make sure to be at your computer and have the following information available:

1. Your Thunderbolt™ 3 mini Dock serial number
2. Operating system and version
3. Computer make and model
4. Devices being used on the Thunderbolt™ 3 mini Dock

## Warranty Information

- The Thunderbolt™ 3 mini Dock is covered by a 1-year limited warranty.
- For detailed CalDigit warranty information please visit our website :  
<http://www.caldigit.com/rma/Limited-Warranty.pdf>

**Please visit [www.caldigit.com](http://www.caldigit.com) for more information on all CalDigit products.**

Specifications and package contents are subject to change without notice.

Thunderbolt™ and the Thunderbolt™ logo are trademarks of Intel Corporation in the U.S. and/or other countries. HDMI, the HDMI logo and High-Definition Multimedia Interface are trademarks or registered trademarks of HDMI Licensing LLC. All other trademarks mentioned are the property of their respective owners.